



90W (1/8 HP)

SPEED CONTROL & BRAKE REVERSIBLE MOTORS Frame size 90mm sq. (3.54 in. sq.)

Single-Phase, Three-Phase

LEAD WIRE TYPE

SPECIFICATIONS

30MIN. DUTY, INSULATION CLASS A or E, 4POLES

| Model | Output (W) | Voltage (V) | Freq. (Hz) | Input (W) | Max. Current (A) | Permissible Torque | | | | | | Speed Range (rpm) | Starting Torque | | | Capacitor (μ F) |
|-------------|---------------|-------------------------|---------------|--------------|------------------------|--------------------|----------------|----------------|------------|----------------|----------------|-------------------------|-----------------|----------------|----------------|-------------------------|
| | | | | | | 1200(rpm) | | | 900(rpm) | | | | (kg-cm) | (N-m) | (oz-in) | |
| | | | | | | (kg-cm) | (N-m) | (oz-in) | (kg-cm) | (N-m) | (oz-in) | | | | | |
| L9R90□C HES | 90 | 1 \varnothing 100 | 50 60 | 235 235 | 2.6 3.0 | 7.2 6 | 0.706 0.588 | 99.99 83.32 | 4.9 4.9 | 0.480 0.480 | 68.05 68.05 | 90~1400 90~1700 | 6.7 6.7 | 0.657 0.657 | 93.04 93.04 | 35 |
| L9R90□D HES | 90 | 1 \varnothing 200 | 50 60 | 235 235 | 1.30 1.55 | 7.2 6 | 0.706 0.588 | 99.99 83.32 | 4.9 4.9 | 0.480 0.480 | 68.05 68.05 | 90~1400 90~1700 | 6.7 6.7 | 0.657 0.657 | 93.04 93.04 | 9 |
| L9R90□B HES | 90 | 1 \varnothing 220 | 60 | 235 | 1.50 | 8 | 0.784 | 111.10 | 5.6 | 0.549 | 77.77 | 90~1700 | 8.2 | 0.804 | 113.87 | 8.5 |
| L9R90□E HES | 90 | 1 \varnothing 115 | 60 | 235 | 2.2 | 6 | 0.588 | 83.32 | 4.9 | 0.480 | 68.05 | 90~1700 | 6.5 | 0.637 | 90.27 | 20 |
| L9R90□X HES | 90 | 1 \varnothing 220~240 | 50 | 235 | 1.3 | 7.2 | 0.706 | 99.99 | 5 | 0.480 | 69.43 | 90~1400 | 7.6 | 0.745 | 105.54 | 8 |

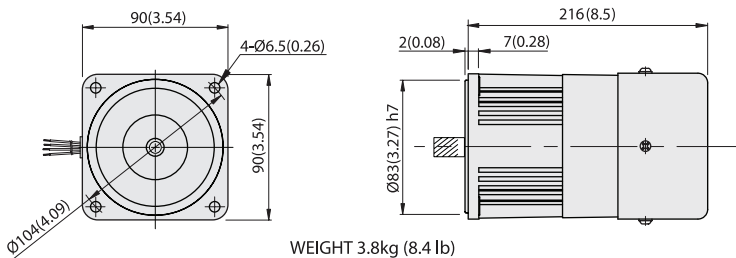
- * Model in grey screen represents the motors with THERMALLY PROTECTED according to UL regulation.
- * Model in dark grey screen represents the motors with THERMALLY PROTECTED according to CE regulation.
- * In case of some models certificated for export, the special cord like CE or UL is added after the existing model no. ex) L9160□XH-CE, L9160□EH-UL.
- * Insulation class for motors which acquired certificates for export is B.

SPEED CONTROL & BRAKE REVERSIBLE MOTORS

DIMENSIONS

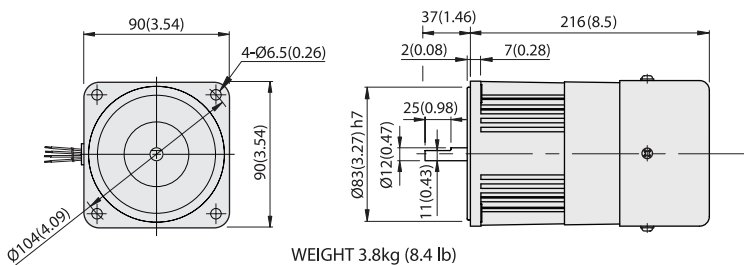
L9R90P□HES

Unit : mm(inch)



WEIGHT 3.8kg (8.4 lb)

L9R90D□LES

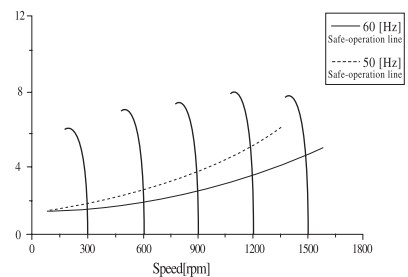


WEIGHT 3.8kg (8.4 lb)



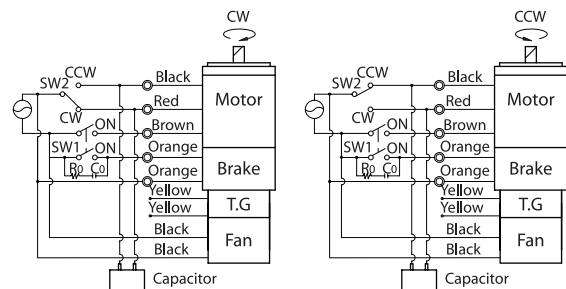
SPEED-TORQUE CURVE

Single phase L9R90□□HES



CONNECTION DIAGRAMS

Standard or with T.P(Thermal protector)



The direction of rotation is seen from the end of motor shaft.